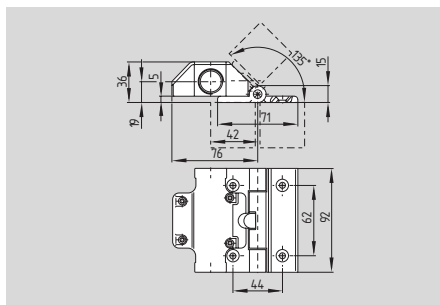


# Safety switch for hinged guards

## TVS 400



- Thermoplastic enclosure
- Simple mounting, especially on 40 mm profiles
- Good resistance to oil and petroleum spirit
- 2 cable entries M20 x 1.5
- For left or right hinged doors
- Fixing holes for M6 countersunk screws to DIN 965
- The additional hinge including mounting accessories is also available separately, part number Z 400
- Plug connection and mounting kits for profile sections of the most common makes on request

## Technical data

Standards: IEC/EN 60947-5-1  
BG-GS-ET-15

Enclosure: glass-fibre reinforced thermoplastic, self-extinguishing aluminium

Hinge: aluminium

Protection class: IP 65 to EN 60529

Contact material: silver

Contact type: change-over contact with double break, type Zb or 3 NC contacts

Switching system:  $\ominus$  IEC 60947-5-1 slow action, NC contact with positive break

Termination: screw terminals

Cable section: max. 1 mm<sup>2</sup> (incl. conductor ferrules)

Cable entry: 2 x M20 x 1.5

$U_{imp}$ : 2.5 kV

$U_i$ : 250 V

$I_{the}$ : 2.5 A

Utilisation category: AC-15, DC-13

$I_e/U_e$ : 2 A / 230 VAC  
1 A / 24 VDC

Max. fuse rating: 2 A gL/gG D-fuse

Ambient temperature: -25 °C ... +65 °C

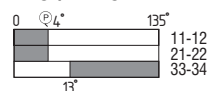
Mechanical life: > 1 million operations

Switching frequency: max. 120/h


Positive break angle: 10°

## Contact variants

### 1 NO / 2 NC



### 3 NC



## Approvals



## Ordering details

### TVS 400-①/②

No.	Replace	Description
①	12	1 NO / 2 NC
	03	3 NC
②	/B	With fixing hinge
	/BZ	With fixing and additional hinge

## Note

The opening angle has been set to 4° in factory.

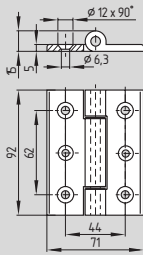
Until the limit of the mechanical life has been reached the angle can increase up to 6° under normal wear-out conditions.

## Note

Closed guard device = 0° in contact switch travel diagrams.

## Safety switch for hinged guards

### System components



Additional hinge Z 400

### System components



With Re-start disable / interlock

### Ordering details

Additional hinge

**Z 400**

#### Other product variants:

- With supplementary mechanical restart interlock
- Also for 30 mm, 35 mm, 45 mm profiles
- Stainless steel hinge
- Other switching travels/angles

See T/03 list ELAN, Wettenberg

### Ordering details